

ENWORK

Z O R I T R A I N I N G T A B L E S



Zori represents Enwork's latest approach to a complete tables collection. Inspired by today's latest trends in architecture and design, as well as learning and working styles, Zori represents the future of Enwork. Innovations in technology, design, and culture have inspired new forms of working and learning. Zori allows spaces to flip within minutes, enabling group-work and lectures at any point throughout the day.

ZORI TRAINING TABLES

Leg Details

- T-, C-, Y- and Straight Leg supports
- Standard heights are 24", 27", and 29" with 1-1/4" top, non-standard heights available (Max. worksurface height is 42")
- Available with levelers or casters and optional polished aluminum foot trim
- Optional routing hole allows cable management through leg column
- T-Leg folding as well as T- and Y-Leg flip tables also available
- Top material options include laminate and veneer finishes



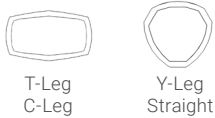


T-Leg	18", 22", 28", 34" Spread
C-Leg	23", 26" Spread
Y-Leg	15", 19", 24" Spread



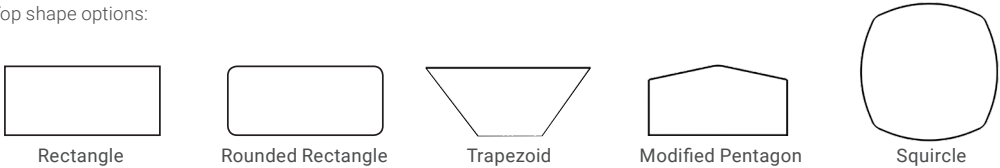
Optional routing holes available in legs to route cables through the column and out the bottom of the leg.

Column cross section:



Foot options include levelers, or locking casters in black or white with grey trim.

Top shape options:



Rectangle	18", 24", 30", 36"D 30", 36", 42", 48", 54", 60", 66", 72", 78", 84", 90", 96"W
Rounded Rectangle	18", 24", 30", 36"D 30", 36", 42", 48", 54", 60", 66", 72", 78", 84", 90", 96"W
Trapezoid	30"D 42", 60", 72"W

Modified Pentagon	24"D (30"D at point) 60", 66", 72"W
Squircle	24", 30", 36", 42", 48", 54", 60"W (1-piece top) 66", 72"W (2-piece top)

ZORI TRAINING TABLES




Straight T-Leg
(Off-Set Nesting)



Angled T-Leg
(In-Line Nesting)



Y-Leg
(Wide Off-Set Nesting)




Optional routing holes in legs and coordinating cable trough available to route cables below the worksurface.

- Straight T-Leg 18", 24", 30", 36"D
- Flip Base 48", 60", 72", 84", 96"W
- Angled T-Leg 24", 30"D
- Flip Base 60", 72"W
- Y-Leg Flip Base 18", 24", 30"D
- 60", 72"W



- 3mm Edge
- Knife Edge
(User Side Only)

Flip-top tables are pre-configured with rectangular top shape. Other shapes available upon request.



Folding Table

Other Accessories

Pivoting modesty panels in mesh fabric, laminate, or acrylic.
Fixed modesty panels in perforated steel or clamp.



Ganging Bracket



Power Data Options



Ellora™ single-sided



Flip-n-Go™



Villa™



Node™



Axil-X™ clamp mount

1.800.815.7251
www.enwork.com

Specifications subject to change without prior notice.

Patent Pending

Rev 05.2019