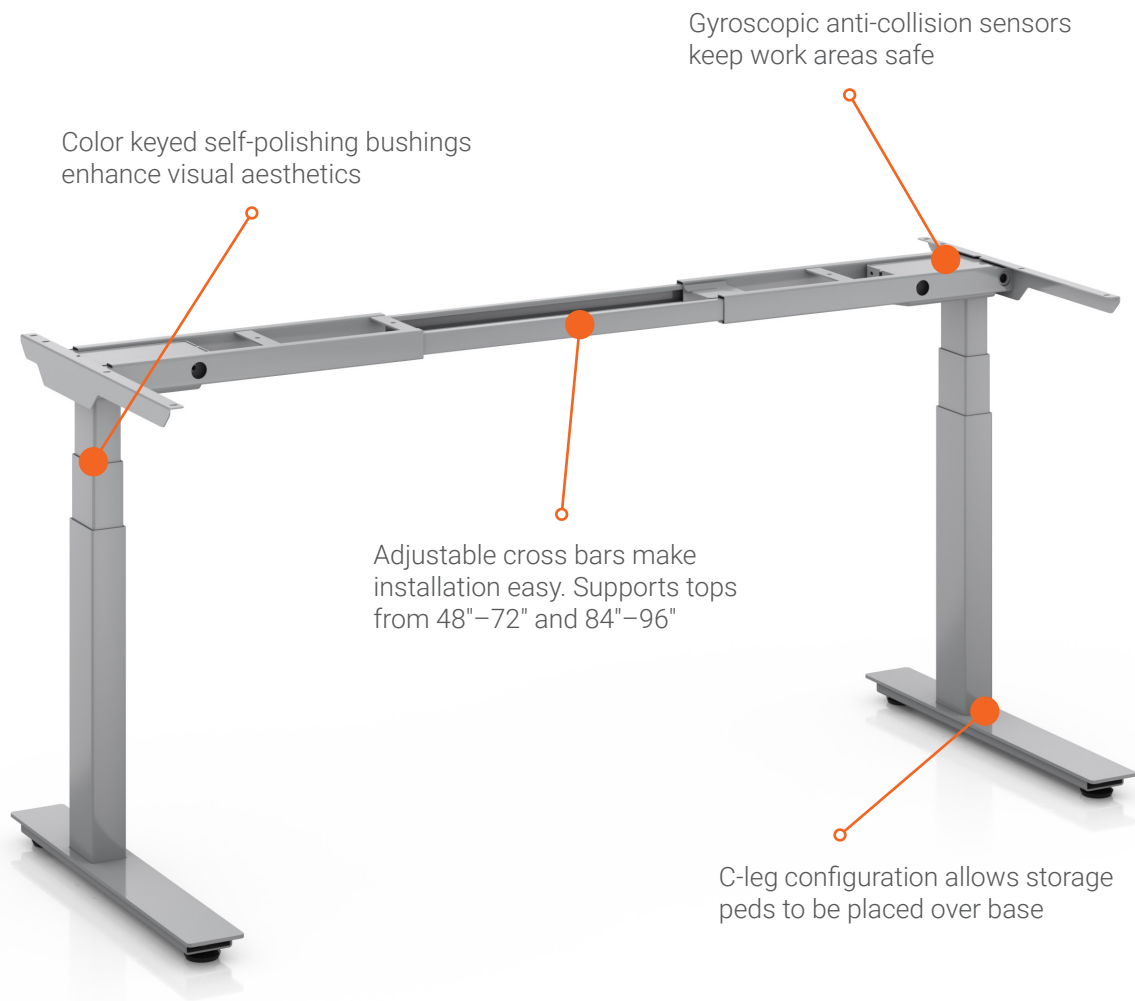


ENWORK

PROXI 2.0 ELECTRIC BASE



Quick, quiet, and delivered at a value-oriented price point; the Enwork Proxi 2.0 electric height-adjustable base marries increased office versatility with elegant top and finish selections to provide a comfortable, customizable workspace solution without compromising ergonomics.

# PROXI 2.0

Robust electric adjustability in a sleek, affordable package.

## Base Details

- Whisper-quiet electric motors
- Individual motor in each leg assures smooth operation
- Patented gyroscopic anti-collision for increased collision sensitivity
- 3-Tube (2-stage) rectangular columns with self-polishing bushings between tubes
- Adjustment speed of 1.5" per second
- 280lbs load capacity (including worksurface)
- Optional caster kits available (adds 1.5" to height range)
- Custom colors and fabrication available upon request
- Comprehensive 7-year warranty



90-degree Detail



120-degree Detail

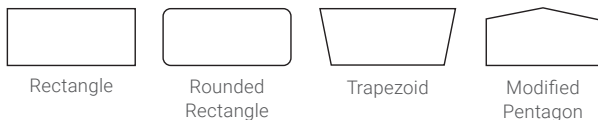
### 2-Leg Extended Range

Depths 24", 30"  
 Widths 48" – 72" (adjustable crossbar)  
 84" – 96" (w/ additional crossbar kit)  
 Range 22.25" – 48.13" (excluding top & levelers)  
 23.88" – 49.75" (with 1-1/8" top & levelers)

Colors\*   
 Arctic White    Silver    Black

\*Custom color selections available upon request

### 2-Leg Top Shape Options



Programmable Controller (standard)



For a complete table solution see Proxi Plus

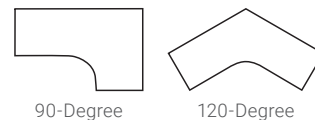
### 3-Leg Extended Range

Depths 24", 30"  
 Widths 48" – 72" 90-degree tops (adjustable crossbar)  
 42" – 60" 120-degree tops (adjustable crossbar)  
 Range 22.25" – 48.13" (excluding top & levelers)  
 23.88" – 49.75" (with 1-1/8" top & levelers)

Colors\*   
 Arctic White    Silver    Black

\*Custom color selections available upon request

### 3-Leg Top Shape Options



1.800.815.7251  
[enwork.com](http://enwork.com)

Specifications are subject to change without prior notice.

Rev 09.2022