

ENWORK

L A N D I N G T E A M T A B L E

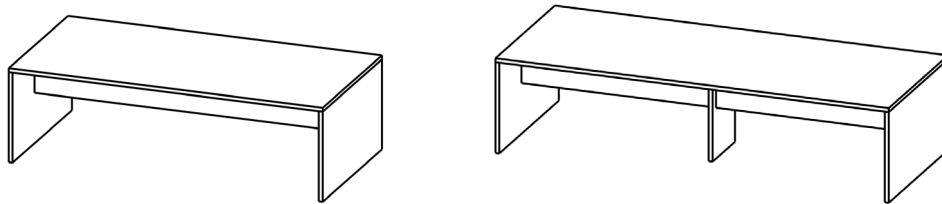


Landing Team Tables provide small groups and mobile workers a comfortable place to gather and connect. These versatile tables are familiar and welcoming, substantial yet surprisingly affordable.

LANDING TEAM TABLE

Base Details

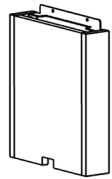
- Laminate, cam lock and dowel construction
- Double keel panels 12"H run beneath worksurface for structural support cable management
- Optional vertical wire chase for cable/wire routing
- Available seated (29"), counter (36"), or standing/bar (42") height
- Tops available in Solid Surface, or Cambria Quartz, or Laminate w/ optional Back-Painted Glass
- 15 standard laminate options



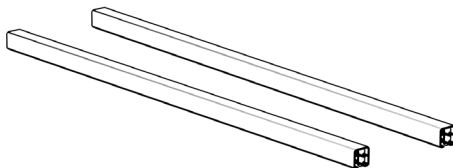
Depths 24"* to 60"
 Widths 60" to 96" and 108" to 144" w/ center panel for added stability
 Heights Seated (29"), Counter (36"), or Standing/Bar (42")

*24"D tables have a single 12"H support panel set off-center (flush w/ back edge) beneath the table.

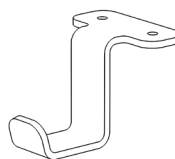
Accessories



Wire Chase
Included with quartz & solid surface tables



Footer Bars



Bag Hook

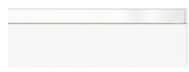


Satellite Power/Data Units
Available angled or rounded

Top Finishes Available



Laminate w/ 3mm edge



Laminate w/ Back-Painted Glass



Solid Surface



Cambria® Quartz

1.800.815.7251
www.enwork.com

Specifications subject to change without prior notice.

Rev 09.2019