

ENWORK

A D V E N T U R E   T A B L E



Mixed materials and adventuresome design touches inspire conversations in any space. Customize your Adventure table with several options, from power accessories, turnbuckles, heights and sizes, as well as metal and wood finishes. Architectural elements such as bent and welded metal components, structural turnbuckles, and exposed ply supports create an unforgettable Adventure.

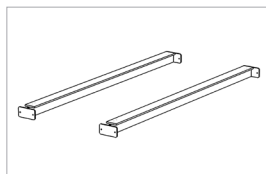
# A D V E N T U R E   T A B L E

## Base Details

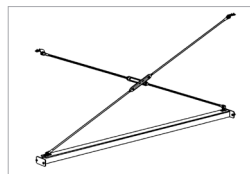
- Single and Double foot rail kits available
- Single foot rail kits include Turnbuckles that provide extra table support but are not required
- Available 30", 36", 42", 48", 54", or 60" deep
- Seated (29"), Counter (36"), or Bar (42") heights
- Supports tops 60"-240"W
- Top material options include laminate, veneer, and designer finishes




Levelers      Casters




Double Footer Bars



Single Footer Bar  
w/ Optional Turnbuckles



Clear Coated  
Steel  
*Stainless steel  
hardware*




Black  
*Black hardware*




Arctic White  
*Stainless steel  
hardware*




Silver  
*Stainless steel  
hardware*



Storm  
*Black hardware*



Medium Tone  
*Black hardware*



Optional Cable Trough and Vertical Cable Management Hangers available to route wires beneath the top.

1.800.815.7251  
[www.enwork.com](http://www.enwork.com)

Specifications subject to change without prior notice.

Rev 11.2018