

ENWORK

A D V E N T U R E T A B L E



Mixed materials and adventuresome design touches inspire conversations in any space. Customize your Adventure table with several options, from power accessories, turnbuckles, heights and sizes, as well as metal and wood finishes. Architectural elements such as bent and welded metal components, structural turnbuckles, and exposed ply supports create an unforgettable Adventure.

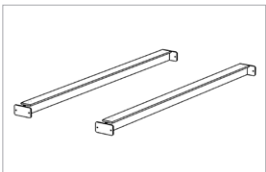
A D V E N T U R E T A B L E

Base Details

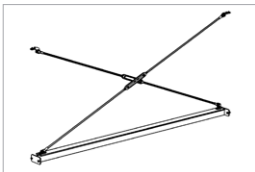
- Single and Double foot rail kits available
- Single foot rail kits include Turnbuckles that provide extra table support but are not required
- Available 30", 36", 42", 48", 54", or 60" deep
- Seated (29"), Counter (36"), or Bar (42") heights
- Supports tops 60"-240"W
- Leg material is clear coated exposed ply with Birch veneer
- Top material options include laminate, veneer, and designer finishes




Levelers Casters




Double Footer Bars



Single Footer Bar
w/ Optional Turnbuckles



Clear Coated
Steel
*Stainless steel
hardware*




Black
Black hardware




Arctic White
*Stainless steel
hardware*



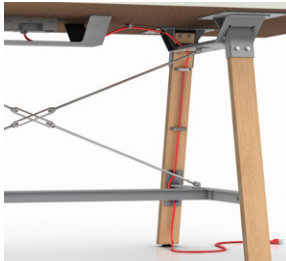
Silver
*Stainless steel
hardware*



Storm
Black hardware



Medium Tone
Black hardware



Optional Cable Trough and Vertical Cable Management Hangers available to route wires beneath the top.

1.800.815.7251
www.enwork.com

Specifications subject to change without prior notice.

Rev 02.2019